

2025 order form

Use dimension chart to select appropriate size.


Scan for sizing and pricing:
<https://www.rifton.com/e-pacer>



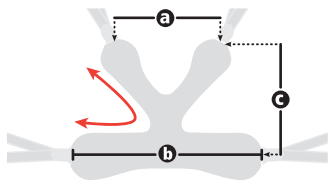
		K660	
* Frame includes one battery, one battery charger and charger power cord. (International power cords available on request.)		K661	\$5,480 <input type="checkbox"/>
* Color		CHOOSE	Red <input type="checkbox"/>
			Blue <input type="checkbox"/>
			Black <input type="checkbox"/>
			Lime <input type="checkbox"/>
			Pink <input type="checkbox"/>
Scale (must be chosen at the time of the original purchase. It cannot be added later.)		K662	\$1,300 <input type="checkbox"/>
Odometer		K663	\$220 <input type="checkbox"/>
Front handle		K665	\$415 <input type="checkbox"/>
Switch pole		K666	\$275 <input type="checkbox"/>
Arm supports (pair)	CHOOSE	Small arm prompts	K305 \$580 <input type="checkbox"/>
		Large arm prompts	K315 \$660 <input type="checkbox"/>
		Arm platforms	K397 \$435 <input type="checkbox"/>
		Arm platforms with handgrips	K396 \$490 <input type="checkbox"/>
Hip positioner	CHOOSE	Small	K667 \$360 <input type="checkbox"/>
		Large	K668 \$400 <input type="checkbox"/>
Hip positioner pad	CHOOSE	Small	K541 \$120 <input type="checkbox"/>
		Large	K542 \$160 <input type="checkbox"/>
Pelvic support	CHOOSE	Small	K306 \$295 <input type="checkbox"/>
		Medium	K316 \$330 <input type="checkbox"/>
		Large	K326 \$350 <input type="checkbox"/>
Thigh straps	CHOOSE	Narrow	K308 \$190 <input type="checkbox"/>
		Wide	K338 \$190 <input type="checkbox"/>
Ankle prompts		K684	\$240 <input type="checkbox"/>
Additional battery		K307	\$175 <input type="checkbox"/>
Additional thigh straps	CHOOSE	Narrow single	K318 \$95 <input type="checkbox"/>
		Narrow pair	K308 \$190 <input type="checkbox"/>
		Wide single	K328 \$95 <input type="checkbox"/>
		Wide pair	K338 \$190 <input type="checkbox"/>
Rifton accessories tote		K522	\$160 <input type="checkbox"/>

* Required

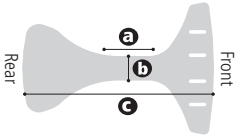
E-Pacer dimensions

User dimensions (inches)	K660
Girth	22 min–55 max
 Key user dimension: girth	
Important: User's weight or height must not exceed: 350 lb or 77 inches	
Item dimensions (inches)	K660 E-Pacer
Overall length	44¾
Overall width	31½–51¾
Overall height	32¾–59
E-Pacer frame weight (lb)	72
Turning diameter	50
Floor to top of base leg for furniture clearance	8¾
Min. user armpit height (when standing or ambulating)	31½
Max. user height (when standing or ambulating)	77
Max. working load (lb)	350

Pelvic support

User dimensions (inches)	Indicated by the red arrow below		
Key user dimension: half of thigh circumference measured at the groin.			
	K306 small	K316 med.	K326 large
	6–10	8–14	10–18
			
Product dimensions (inches)	K306 small	K316 med.	K326 large
a	8½	12	13½
b	16	20	25
c	9	12	14

Hip positioner

Product dimensions (inches)–without pad		
		
	K667 small	K668 large
a Crotch length	2½	3½
b Width	1¼	1¾
c Length	9	11

The E-Pacer comes in your choice of five colors.



Red



Blue



Black



Lime



Pink